



Serving Milk in the CACFP

Use the information below to see what kind of milk to serve in the Child and Adult Care Program (CACFP) to those in your care.



Newborn through 11 months old

- ✓ Breastmilk
- ✓ Iron-fortified formula

Breastmilk is allowed at any age in CACFP.

12 months through 23 months (1 year through 1 year and 11 months)

- ✓ Unflavored whole milk

Iron-fortified formula may be served to children between the ages of 12 months to 13 months to help with the transition to whole milk.

2 years through 5 years (up to 6th birthday)

- ✓ Unflavored fat-free (skim) milk
- ✓ Unflavored low-fat (1%) milk

Unflavored whole milk and unflavored reduced-fat (2%) milk may be served to children between the ages of 24 and 25 months to help with the transition to fat-free (skim) or low-fat (1%) milk.

6 through 12 years, 13 through 18 years, and adults

- ✓ Unflavored fat-free (skim) milk
- ✓ Flavored fat-free (skim) milk
- ✓ Unflavored low-fat (1%) milk

Non-dairy beverages may be served in place of cow's milk when a participant has a special dietary need. Please contact your Sponsoring Organization or State agency for more information.

For Adult Participants:

Yogurt may be served in place of milk once per day.

A serving of milk is optional at supper.

The Facts on Flavored Milk:

Flavored milk cannot be part of a reimbursable meal or snack for children 5 years old and younger.

Homemade flavored milk made by adding flavored straws, syrups, and powders to unflavored milk also cannot be part of a reimbursable meal or snack for children 5 years old and younger.

Flavored milk served to children 6 years old and older and adults must be fat-free (skim).

Try It Out!

Milk Matters!



Use the information on the front of the page to answer the questions below. Check your answers with the Answer Key below.

1. Maya is a 1-year-old at your family child care home and eats lunch at the same time as Darrick, who is 2 years old. What type(s) of milk may you serve each child?

Maya's Age:
Type(s) of Milk:

Darrick's Age:
Type(s) of Milk:

2. Olivia is a 5½-year-old who attends your family child care home. What kind(s) of milk may you serve her in the CACFP?

Olivia's Age:
Types of Milk:

3. At your adult day care center, you want to serve yogurt at breakfast and again that same day, during lunch. Both times, yogurt would be served in place of milk. Is this allowed? Why or why not?

Answer Key:

1. **Maya's age:** 1 year. **Type(s) of Milk:** Because Maya is 1 year old, she can only be served unflavored whole milk in CACFP. If she is younger than 1 year and 1 month (13 months), she can also be served iron-fortified formula. There is a 1-month transition period to help children adjust to whole milk between the ages of 12 months and 13 months.
- Darrick's age:** 2 years. **Type(s) of Milk:** Because Darrick is 2 years old, he can be served unflavored fat-free (skim) milk or unflavored low-fat (1%) milk. If he is younger than 2 years 1-month (25 months), he can also be served unflavored whole milk, and unflavored reduced-fat (2%) milk. There is a 1 month transition period when the child turns 2 to help him or her adjust from whole milk to fat-free (skim) or low-fat (1%) milk.
2. **Olivia's Age:** 5½ years. **Type(s) of milk:** Because Olivia falls into the 2- through 5-year-old age group, she can be served unflavored fat-free (skim) milk and unflavored low-fat (1%) milk.
3. No, you are not allowed to serve yogurt instead of milk at breakfast AND at lunch. You are only allowed to serve yogurt instead of milk at one meal per day at adult day care centers only. If you are serving yogurt as the meat/meat alternate, you may not serve yogurt as the milk substitute at the same meal. You may serve yogurt at breakfast.

Choose Breakfast Cereals That Are Lower in Added Sugars

As of October 1, 2017, breakfast cereal served in the Child and Adult Care Food Program (CACFP) must contain no more than 6 grams of sugar per dry ounce.

There are many types of cereal that meet this requirement. You can use any cereal that is listed on any sState agency's Women, Infants, and Children (WIC)-approved cereal list, found as part of the State's approved food lists at: <https://www.fns.usda.gov/wic/links-state-agency-wic-approved-food-lists>. You can also find cereals that meet the requirement using the Nutrition Facts label and by following the steps below:



1 Use the Nutrition Facts label to find the **Serving Size**, in grams (g), of the cereal.

2 Find the **Sugars** line. Look at the number of grams (g) next to Sugars.

3 Use the serving size identified in Step 1 to find the serving size of your cereal in the table below.

Serving Size*	Sugars
If the serving size is:	Sugars cannot be more than:
12-16 grams	3 grams
26-30 grams	6 grams
31-35 grams	7 grams
45-49 grams	10 grams
55-58 grams	12 grams
59-63 grams	13 grams
74-77 grams	16 grams

4 In the table, look at the number to the right of the serving size amount, under the "Sugars" column.
If your cereal has that amount of sugar, or less, your cereal meets the sugar requirement.

*Serving sizes here refer to those commonly found for breakfast cereals. For serving size requirements in the CACFP, please visit <https://www.fns.usda.gov/cacfp/meals-and-snacks>.

Yummy Brand Cereal

Nutrition Facts

Serving Size $\frac{3}{4}$ cup (30g)		
Servings Per Container about 15		
Amount Per Serving	Cereal	with 1% cup skim milk
Calories 100	100	140
Calories from Fat 5	5	5
% Daily Value*		
Total Fat 0.5g	1%	1%
Saturated Fat 0g	0%	0%
Trans Fat 0g		
Polyunsaturated Fat 0g		
Monounsaturated Fat 0g		
Cholesterol 0mg	0%	1%
Sodium 140mg	6%	9%
Potassium 90mg	3%	8%
Total Carbohydrate 22g	7%	9%
Dietary Fiber 3g	11%	11%
Sugars 5g		
Other Carbohydrate 14g		
Protein 140mg		

Test Yourself:

Does the cereal above meet the sugar requirement?
(Check your answer on the next page)

Serving Size: _____


Sugars: _____

☐ Yes ☐ No

Try It Out!



Use the “Sugar Limits in Cereal” table below to help find cereals you can serve at your site. Write down your favorite brands and other information in the “Cereals To Serve in the CACFP” list. You can use this as a shopping list when buying cereals to serve in your program.



Sugar Limits in Cereal

Serving Size	Sugars
If the serving size is:	Sugars cannot be more than:
8-11 grams	2 grams
12-16 grams	3 grams
17-21 grams	4 grams
22-25 grams	5 grams
26-30 grams	6 grams
31-35 grams	7 grams
36-40 grams	8 grams
41-44 grams	9 grams
45-49 grams	10 grams
50-54 grams	11 grams

Serving Size	Sugars
If the serving size is:	Sugars cannot be more than:
55-58 grams	12 grams
59-63 grams	13 grams
64-68 grams	14 grams
69-73 grams	15 grams
74-77 grams	16 grams
78-82 grams	17 grams
83-87 grams	18 grams
88-91 grams	19 grams
92-96 grams	20 grams
97-100 grams	21 grams

Cereals To Serve in the CACFP*

Cereal Brand	Cereal Name	Serving Size	Sugars (g)
Healthy Food Company	Nutty Oats	28 grams	5 grams

*The amount of sugar in a cereal might change. Even if you always buy the same brands and types of cereal, be sure to check the serving size and amount of sugars on the Nutrition Facts label to make sure they match what you have written in the list above.

Answer to “Test Yourself” activity on page 1: The cereal has 5 grams of sugar per 30 grams.
The maximum amount of sugar allowed for 30 grams of cereal is 6 grams.
5 is less than 6, so this cereal is creditable.

Adding Whole Grains to Your Child and Adult Care Food Program Menu

Whole grain-rich foods are an important part of your menu in the Child and Adult Care Food Program (CACFP). Foods that are whole grain-rich are filled with vitamins, minerals, fiber, and other nutrients that help kids and adults stay healthy.

How often do I have to serve whole grains in the CACFP?

Each day, at least one of the grain components of a meal or snack must be “whole grain-rich.” Whole grain-rich food items must be offered at least once per day, not once per meal/snack. In the CACFP, whole grain-rich means that at least half the grain ingredients in a food are whole grains, and any remaining grains are enriched grains, bran, or germ. This is required for CACFP child and adult meal patterns only. There is no whole grain-rich requirement for infants.



If you serve meals and snacks to the same group of children or adults during the day:

- ✓ Serve whole grain-rich items for the grain component at one of the meals or snack each day.

If you serve meals and snacks to different groups of children or adults during the same day (for example, morning and afternoon sessions):

- ✓ Serve whole grain-rich items for the grain component to one of the groups of children or adults each day.

If you serve only snacks:


- ✓ You do not have to serve a grain component at snack. But if you do, it must be whole grain-rich.

If you serve only breakfast and want to serve a meat or meat alternate:

- ✓ You do not need to serve a grain, because you are replacing the grain component with a meat or meat alternate. You may do this up to three times per week. On the days when a meat or meat alternate is not served, you must serve whole grain-rich items for the grain component. If you decide to serve a grain as an “extra” food that does not count toward the CACFP meal pattern requirements, then the grain does not have to be whole grain-rich.

If your at-risk afterschool site or adult day care serves breakfast, lunch, or supper using Offer Versus Serve:

- ✓ All grain items offered at the meal you wish to count towards the whole grain-rich requirement must be whole grain-rich.



Can I serve a grain-based dessert if it is whole grain-rich?

- ✗ Grain-based desserts, even those made with whole grains, cannot count towards the grain component of a CACFP meal or snack. There are many other tasty whole grain-rich foods that you can add to your menus.

What are some ways to serve whole grain-rich foods at meals and snacks?

The requirement is that whole grain-rich food items must be offered at least once per day. But, you may choose to offer whole grain-rich food items more often. Check out these easy ways to serve whole grain-rich foods:

Breakfast	Lunch/Supper	Snacks
<ul style="list-style-type: none"> <input type="checkbox"/> Oatmeal* <input type="checkbox"/> Whole Grain-Rich Pancakes or Waffles <input type="checkbox"/> Toast Made with Whole-Wheat Bread <input type="checkbox"/> Whole Grain-Rich English Muffin, Bagel, or Biscuit <input type="checkbox"/> Whole Grain-Rich Muffin <input type="checkbox"/> Whole Grain-Rich Cereal* 	<ul style="list-style-type: none"> <input type="checkbox"/> Whole-Wheat Macaroni or Spaghetti <input type="checkbox"/> Brown Rice <input type="checkbox"/> Quinoa <input type="checkbox"/> Bulgur <input type="checkbox"/> Wild Rice <input type="checkbox"/> Whole-Wheat Bun or Roll <input type="checkbox"/> Whole Grain-Rich Pizza Crust <input type="checkbox"/> Whole Grain-Rich Tortilla 	<ul style="list-style-type: none"> <input type="checkbox"/> Whole Grain-Rich Crackers <input type="checkbox"/> Whole Grain-Rich Pita Triangles <input type="checkbox"/> Whole Grain-Rich Cereal Mix* <input type="checkbox"/> Whole Grain-Rich Pretzels <input type="checkbox"/> Rice Cakes Made with Brown Rice <input type="checkbox"/> Whole Grain-Rich Banana Bread <input type="checkbox"/> Whole Grain-Rich Chips

*Cereal must meet CACFP sugar limits.

How can I share information about whole grain-rich foods on my menu?

Some easy ways CACFP providers are highlighting whole grains on their menus include:



Writing “whole wheat” or “WW” in front of an item on the menu, such as “whole-wheat bread” or “WW bread.”




Adding a fun grain icon or picture next to whole grain-rich foods.



Placing a check in a checkbox to show that a food is whole grain-rich.

There are no Federal CACFP requirements that you label which foods are whole grain-rich on your menu. Check with your State agency or sponsoring organization to see what they require. Highlighting whole grain-rich foods on your menu communicates to families how you are providing nutritious foods to their loved ones. Families may see this as a sign of the quality of meals and snacks you are offering.



Try It Out!

Look at the menus for three CACFP sites below. Which menus meet the CACFP requirement for whole grain-rich?

Menu 1

Served at a child care center that serves one group of children in the morning and another in the afternoon

Breakfast: Chopped strawberries, whole grain-rich waffles, 1% milk

Lunch: Baked chicken, 1% milk, broccoli, orange wedges, white rice

Snack: Apple slices and string cheese

Menu 2

Served at an at-risk afterschool center that only serves snack

Snack: Enriched pretzels and hummus (bean dip)

Menu 3

Served at an at-risk afterschool center that only serves snack

Snack: Celery sticks and sunflower seed butter

Answer Key: Menus 1 and 3 meet the CACFP requirement for whole grain-rich. Menu 2 does not meet the CACFP meal pattern requirement for whole grain-rich. Because the center only serves snacks, any grains served at snack must be whole grain-rich. The pretzels in this snack are enriched, not whole grain-rich, so this snack does not meet the requirement.



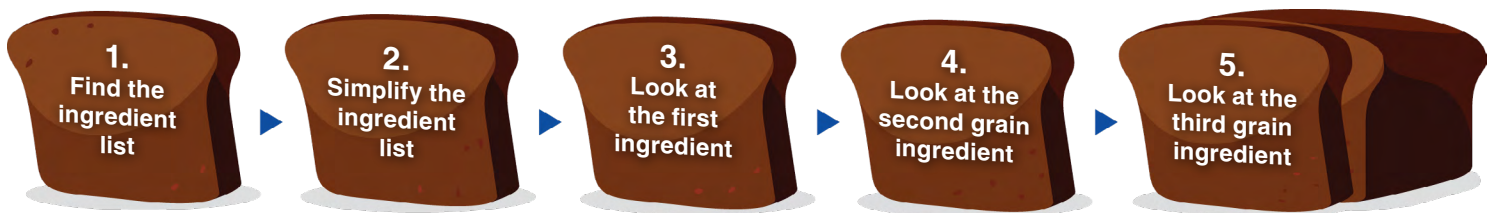
Identifying Whole Grain-Rich Foods for the Child and Adult Care Food Program Using the Ingredient List

The **ingredient list** is printed on the food packaging of products. This list includes information on flours, grains, and other ingredients that are in the product. On the ingredient list, the ingredients are listed in order of quantity. If a whole grain is listed first, you know there is more of that whole grain than anything else in the food.

In the United States Department of Agriculture's Child and Adult Care Food Program (CACFP), you can identify grains that are whole grain-rich by looking at the first three **grain** ingredients that appear on the ingredient list. This method is known as the *Rule of Three*. If the ingredient list does not include three grain ingredients, you only have to look at the grain ingredients that are present. Some whole grain-rich foods may have only one grain ingredient.

In the CACFP, at least one offering of grains per day must be whole grain-rich for children and adults. Grain-based desserts may not count towards the grain component in the CACFP, even if the grain-based dessert is whole grain-rich.

Step-by-Step Guide To Identifying Whole Grain-Rich Foods Using the *Rule of Three*



1. Find the ingredient list ►



This ingredient list is for bread. In this example, you would look at the full ingredient list to determine if the bread is whole grain-rich.

INGREDIENTS: Whole-wheat flour, water, yeast, brown sugar, wheat gluten, contains 2% or less of each of the following: salt, dough conditioners, soybean oil, vinegar, cultured wheat flour, citric acid.

The ingredient list shown here is for a frozen cheese pizza. Because pizza is a combination food, you can see the ingredients for all the foods within the cheese pizza, such as the crust, cheese, and sauce, are listed within one ingredient list. In this example, you would look at the ingredients for the crust, to determine if the grain component of this food is whole grain-rich.

INGREDIENTS: Crust: Whole-wheat flour, enriched wheat flour (bleached wheat flour, malted barley flour, niacin, reduced iron, thiamine mononitrate, riboflavin, folic acid), wheat bran, water, soybean oil, dextrose, baking powder, yeast, salt, dough conditioners, wheat gluten, contains less than 2% of each of the following: vegetable shortening, sesame flour, preservatives. **Shredded mozzarella cheese:** Pasteurized part skim milk, cheese, cultures, salt, enzymes. **Sauce:** Water, tomato paste, pizza seasoning, modified food starch.

2. Simplify the ingredient list ►

Look at the “Disregarded Ingredients” list below. Do not consider these ingredients. Some sound like grains, so it can be helpful to cross them out at the beginning.

Disregarded Ingredients:

- Cellulose fiber
- Corn dextrin
- Corn starch
- Modified food starch
- Rice starch
- Tapioca starch
- Water
- Wheat dextrin
- Wheat gluten
- Wheat starch
- Any ingredients that appear after the phrase, “Contains 2% or less of...”

INGREDIENTS: Crust: Whole-wheat flour, enriched wheat flour (bleached wheat flour, malted barley flour, niacin, reduced iron, thiamine mononitrate, riboflavin, folic acid), wheat bran, water, soybean oil, dextrose, baking powder, yeast, salt, dough conditioners, wheat gluten, contains less than 2% of each of the following: vegetable shortening, sesame flour, preservatives.

This ingredient list shows some ingredients that can be crossed out to simplify the list.

3. Look at the first ingredient ►

If you have a combination food, like a pizza, look at the part of the ingredient list that refers to the grain product. For this food, the grain product is the pizza crust.

Is the first ingredient a whole-grain ingredient?

- ✓ **Yes:** If the first ingredient is whole-grain and the food is not a ready-to-eat breakfast cereal, **go to Step 4** below.
- ✓ **Yes:** If the first ingredient is whole-grain and the food is a ready-to-eat breakfast cereal, see “Identifying Whole Grain-Rich Breakfast Cereals in the CACFP” on page 4.
- ✗ **No:** If the first ingredient is not a whole-grain ingredient, then this food is not creditable as a whole grain-rich food in the CACFP using the *Rule of Three*.*
- ✗ **No:** It is possible that the food includes several whole-grain ingredients. When added together, these grains may meet the whole grain-rich requirement. In this case, you would need to request additional information from the manufacturer.

INGREDIENTS: Crust: Whole-wheat flour, enriched wheat flour (bleached wheat flour, malted barley flour, niacin, reduced iron, thiamine mononitrate, riboflavin, folic acid), wheat bran, water, soybean oil, dextrose, baking powder, yeast, salt, dough conditioners, wheat gluten, contains less than 2% of each of the following: vegetable shortening, sesame flour, preservatives.

The first grain ingredient is “whole-wheat flour,” which is a whole-grain ingredient.

See the *Whole-Grain Ingredients* chart for some common whole grains. Make sure the first grain ingredient is not listed on the *Enriched Grain Ingredients*, *Bran or Germ Ingredients*, or *Non-Creditable Grains or Flours* charts on the following page.

4. Look for the second grain ingredient ►

Does the food have another grain ingredient?

No: If the food does not have any other grain ingredients, you can **stop here**. The food is whole grain-rich!

Yes: If so, is the second grain ingredient whole-grain, enriched, or bran or germ? Make sure the second grain ingredient is not listed on the “*Non-Creditable Grains or Flours*” chart.

- ✓ **Yes:** If the second grain ingredient is whole-grain, enriched, or bran or germ, **see Step 5** on page 3.
- ✗ **No:** If the second grain ingredient is **not** whole-grain, enriched, or bran or germ, then this food is not creditable as a whole grain-rich food in the CACFP using the *Rule of Three*.*

INGREDIENTS: Crust: Whole-wheat flour, enriched wheat flour (bleached wheat flour, malted barley flour, niacin, reduced iron, thiamine mononitrate, riboflavin, folic acid), wheat bran, water, soybean oil, dextrose, baking powder, yeast, salt, dough conditioners, wheat gluten, contains less than 2% of each of the following: vegetable shortening, sesame flour, preservatives.

The second grain ingredient is “enriched wheat flour,” which is an enriched grain ingredient. For more information on flour made from more than one grain ingredient, see “Focus on Flour Blends” on page 4.

* This food might be creditable as a grain that is not being served as a whole grain-rich food. See the Food Buying Guide for Child Nutrition Programs (<https://foodbuyingguide.fns.usda.gov/FoodComponents/ResourceGrains>) for information on how to determine if an enriched grain is creditable towards the grain component in the CACFP.

5. Look for the third grain ingredient ►

Does the food have a third grain ingredient?

No: If the food does not have any other grain ingredients, you can **stop here**. The food is whole grain-rich!

Yes: If so, is the third grain ingredient whole-grain, enriched, or bran or germ? *Make sure the third grain ingredient is not listed on the “Non-Creditable Grains or Flours” chart.*

✓ **Yes:** If the third grain ingredient is whole-grain, enriched, or bran or germ, then this food is whole grain-rich! If your product has other grain ingredients, such as a fourth grain ingredient, you do not need to consider them.

✗ **No:** If the third ingredient is not whole-grain, enriched, bran, or germ, then this food is not creditable as a whole grain-rich food in the CACFP using the *Rule of Three*.*

INGREDIENTS: Crust: Whole-wheat flour, enriched wheat flour (bleached wheat flour, malted barley flour, niacin, reduced iron, thiamine mononitrate, riboflavin, folic acid), wheat bran, water, soybean oil, dextrose, baking powder, yeast, salt, dough conditioners, wheat gluten, contains less than 2% of each of the following: vegetable shortening, sesame flour, preservatives.

The third grain ingredient is “wheat bran,” which is a type of **bran**.

✓ This pizza crust is considered whole grain-rich because the first ingredient is **whole-grain**, the second grain ingredient is **enriched**, and the third ingredient is a type of **bran**.

Whole-Grain Ingredients

- | | | | | |
|-----------------------------|----------------------|------------------------|---------------------------|----------------------------|
| • Amaranth | • Cracked wheat | • Rye groats | • Teff | • Whole grain corn flour |
| • Amaranth flour | • Graham flour | • Sorghum | • Teff flour | • Whole grain oat flour |
| • Brown rice | • Instant oatmeal | • Sorghum flour | • Triticale | • Whole grain spelt flour |
| • Brown rice flour | • Millet | • Spelt berries | • Triticale flour | • Whole grain wheat |
| • Buckwheat | • Millet flour | • Sprouted brown rice | • Wheat berries | • Whole grain wheat flakes |
| • Buckwheat flour | • Oats | • Sprouted buckwheat | • Wheat groats | • Whole grain wheat flour |
| • Buckwheat groats | • Oat groats | • Sprouted spelt | • White whole wheat flour | • Whole rye flour |
| • Bulgur | • Old fashioned oats | • Sprouted whole rye | • Whole corn | • Whole wheat flour |
| • Corn masa/
masa harina | • Quick cooking oats | • Sprouted whole wheat | • Whole durum flour | |
| | • Quinoa | • Steel cut oats | • Whole grain corn | |

Enriched Grain Ingredients

- | | |
|------------------------------|---|
| • Enriched bromated flour | • Enriched rice flour |
| • Enriched corn flour | • Enriched rye flour |
| • Enriched durum flour | • Enriched wheat flour |
| • Enriched durum wheat flour | • Enriched white flour |
| • Enriched farina | • Other grains with the word “enriched” in front of it. |
| • Enriched rice | |

In addition to the ingredients listed above, if the ingredient list states or includes the nutrients used to enrich the flour, then your product has enriched grains. For example, an ingredient list might read: “Durum flour (niacin, iron, riboflavin, folic acid, thiamin).” The vitamins listed in the parenthesis indicate that the durum flour is enriched.

Bran or Germ Ingredients

- | | | |
|-------------|-------------|--------------|
| • Corn bran | • Rice bran | • Wheat bran |
| • Oat bran | • Rye bran | • Wheat germ |

Non-Creditable Grains or Flours

Cannot be one of the first three grain ingredients for whole grain-rich items.

- | | |
|--|---------------------|
| • Barley malt | • Potato flour |
| • Bean flour (such as soy, chickpea, lentil, legume, etc.) | • Rice flour |
| • Bromated flour | • Semolina |
| • Corn | • Wheat flour |
| • Corn fiber | • White flour |
| • Degerminated corn meal | • Yellow corn flour |
| • Durum flour | • Yellow corn meal |
| • Farina | |
| • Malted barley flour | |
| • Nut or seed flour (any kind) | |
| • Oat fiber | |



Focus on Flour Blends

You may see an ingredient list that includes a flour blend as an ingredient. The flour blend will be followed by a list of sub-ingredients that make up the flour blend. These sub-ingredients are shown in parenthesis.

Treat these flour blends as one grain ingredient when applying the Rule of Three.

If the flour blend is the first grain ingredient on the ingredient list, then you must determine if the flour blend is a whole grain. If the flour blend is made up of only whole-grain ingredients, then the flour blend is a whole grain. You can now proceed with examining the second and third grain ingredients as described on pages 2 and 3.

If the flour blend includes any grains that are not whole grains, then the flour blend is not considered a whole grain under the *Rule of Three*.

If the flour blend is the second or third grain ingredient, then the flour blend may be made up of whole grains, enriched grains, bran, and/or germ. If the flour blend includes any non-creditable flours or grains, then the flour blend is not a creditable grain ingredient.

INGREDIENTS: Whole grain flour (whole-wheat flour, brown rice flour, whole grain oat flour)¹, water, flour blend (graham flour, enriched wheat flour, enriched corn flour, wheat bran)², yeast, salt.

1. The **whole-grain flour** can be considered the **first** grain ingredient when using the Rule of Three. The **whole-grain flour** contains only whole grain-ingredients, so it is a **whole-grain ingredient**.
 2. The **flour blend** can be considered the **second** grain ingredient when using the Rule of Three. The flour blend contains **whole-grain ingredients** (graham flour), **enriched ingredients** (enriched wheat flour, enriched corn flour) and **bran** (wheat bran).
 3. This product does not have a third grain ingredient.
- ✓ The product is considered whole grain-rich.

INGREDIENTS: Flour blend (durum flour, bromated flour, brown rice flour), water, salt.

- ✗ This flour blend includes two **non-creditable flours** (durum flour and bromated flour), so the flour blend is not a creditable grain ingredient.

Identifying Whole Grain-Rich Breakfast Cereals in the CACFP

For ready-to-eat breakfast cereals only, if the first ingredient is whole-grain, and the cereal is fortified, then the cereal is whole grain-rich in the CACFP. Remember to check that the cereal also meets the CACFP sugar limit. For more information on sugar limits for cereal, see “Choose Breakfast Cereals That Are Lower in Added Sugars” at <https://www.fns.usda.gov/cacfp-meal-pattern-training-worksheets>.



To determine if a ready-to-eat cereal is whole grain-rich:

1. Look at the first ingredient ►

Is the first ingredient a whole-grain ingredient?

- ✓ **Yes:** If the first ingredient is whole-grain, go to Step 2.
- ✗ **No:** If the first ingredient is not a whole grain, then this food is not credible as a whole grain-rich food in the CACFP using the *Rule of Three*.*

INGREDIENTS: Whole grain oats¹, corn flour, sugar, salt, tripotassium phosphate, vitamin E. **Vitamins and Minerals**²: calcium carbonate, iron and zinc, vitamin C, vitamin B6, vitamin A, vitamin B12.

1. The first ingredient is “**whole grain oats**,” which is a **whole-grain ingredient**.
 2. The presence of “**Vitamins and Minerals**” on the ingredient list indicates that this cereal is fortified.
- ✓ This breakfast cereal is whole grain-rich because the first ingredient is **whole-grain** and the cereal is **fortified**.

2. Look for fortification ►

Is the cereal fortified?


Look for the words “fortified” on the food package. You can also look at the ingredient list to see if it lists any vitamins and minerals that have been added to the product. Cereals that are not fortified would not have any added vitamins and minerals.

- ✓ **Yes:** If the cereal is fortified, then this food is whole grain-rich! If your cereal has other grain ingredients, you do not need to consider them.
- ✗ **No:** If the cereal has a whole grain as the first ingredient, but is not fortified, then follow the *Rule of Three* instructions on pages 2 and 3 to look at the second and third grain ingredients.


Using Ounce Equivalents for Grains in the Child and Adult Care Food Program

Grains are an important part of meals in the Child and Adult Care Food Program (CACFP). To make sure children and adults get enough grains at CACFP meals and snacks, required amounts for the grains component are listed in the meal pattern as ounce equivalents (oz. eq.). Ounce equivalents tell you the amount of grain in a portion of food.


How Much Is 1 Ounce Equivalent?



20 cheese crackers
(1" by 1") = 1 oz. eq.



12 thin wheat crackers
(1 1/4" by 1 1/4") = 1 oz. eq.



5 woven whole-wheat crackers
(1 1/2" by 1 1/2") = 1 oz. eq.

Using the Grains Measuring Chart


The Grains Measuring Chart on pages 2-4 tells you how much of a grain item you need to serve to meet CACFP meal pattern requirements. To use this chart:

- Find the grain you want to serve under the "Grain Item and Size" column.
- Check if the chart lists a size or weight by the name of the grain. If the chart:
- Find the column for the age of your participants and the meal or snack you are serving. This column lists the amount of a grain you will need to serve to meet the meal pattern requirement for grains.

Lists a weight for the grain, such as *at least 56 grams*, then use the Nutrition Facts label for the item you want to serve to make sure it weighs the same, or more than, the grain on the chart. See page 5.

Does not list a weight or size for the grain, then you do not need to check the size or weight of the product before using the chart.

Lists a size for the grain, such as *about 1 1/4" by 1 1/2"*, then check if the item is the same size, or larger than, this amount. See page 6.

 Grain Item and Size		1- through 5-year-olds at Breakfast, Lunch, Supper, Snack
Pita Bread/Round (whole grain-rich or enriched) at least 56 grams*		Serve at Least 1/2 oz. eq., which equals about...
Popcorn		1/4 pita or 14 grams
Pretzel, Hard, Mini-Twist (about 1 1/4" by 1 1/2")**		1 1/2 cups or 14 grams
		7 twists or 11 grams

Grains Measuring Chart for the Child and Adult Care Food Program

 Grain Item and Size	Age Group and Meal		
	1- through 5-year-olds at Breakfast, Lunch, Supper, Snack Serve at Least ½ oz. eq., which equals about...	6- through 18-year-olds at Breakfast, Lunch, Supper, Snack Adults at Snack only Serve at Least 1 oz. eq., which equals about...	Adults at Breakfast, Lunch, Supper Serve at Least 2 oz. eq., which equals about...
Bagel (entire bagel) at least 56 grams*	¼ bagel or 14 grams	½ bagel or 28 grams	1 bagel or 56 grams
Bagel, Mini (entire bagel) at least 28 grams*	½ bagel or 14 grams	1 bagel or 28 grams	2 bagels or 56 grams
Biscuit at least 28 grams*	½ biscuit or 14 grams	1 biscuit or 28 grams	2 biscuits or 56 grams
Bread (whole grain-rich or enriched) at least 28 grams*	½ slice or 14 grams	1 slice or 28 grams	2 slices or 56 grams
Bun or Roll (entire bun or roll) at least 28 grams*	½ bun/roll or 14 grams	1 bun/roll or 28 grams	2 buns/rolls or 56 grams
Cereal Grains (barley, bulgur, quinoa, etc.)	¼ cup cooked or 14 grams dry	½ cup cooked or 28 grams dry	1 cup cooked or 56 grams dry
Cereal, Ready-to-Eat: Flakes or Rounds	½ cup or 14 grams	1 cup or 28 grams	2 cups or 56 grams
Cereal, Ready-to-Eat: Granola	⅔ cup or 14 grams	¼ cup or 28 grams	½ cup or 56 grams
Cereal, Ready-to-Eat: Puffed	¾ cup or 14 grams	1 ¼ cup or 28 grams	2 ½ cups or 56 grams
Corn Muffin at least 34 grams*	½ muffin or 17 grams	1 muffin or 34 grams	2 muffins or 68 grams
Cracker, Animal (about 1 ½" by 1")**	8 crackers or 14 grams	15 crackers or 28 grams	30 crackers (~1 cup) or 56 grams
Cracker, Bear-Shaped, Sweet (about 1" by ½")**	12 crackers (~¼ cup) or 14 grams	24 crackers (~½ cup) or 28 grams	48 crackers (~1 cup) or 56 grams
Cracker, Cheese, Square, Savory (about 1" by 1")**	10 crackers or 11 grams	20 crackers (~⅓ cup) or 22 grams	40 crackers (~⅔ cup) or 44 grams
Cracker, Fish-Shaped or Similar, Savory (about ¾" by ½")**	21 crackers (~¼ cup) or 11 grams	41 crackers (~½ cup) or 22 grams	81 crackers (~1 cup) or 44 grams



*Check that the item you want to serve weighs this amount, or more. See "Using the Nutrition Facts Label" on page 5 for more information.

**Check that the item you want to serve is about this size or larger. See "Grains Measuring Tools" on page 6 for more information.

Grains Measuring Chart for the Child and Adult Care Food Program

 Grain Item and Size	Age Group and Meal		
	1- through 5-year-olds at Breakfast, Lunch, Supper, Snack	6- through 18-year-olds at Breakfast, Lunch, Supper, Snack Adults at Snack only	Adults at Breakfast, Lunch, Supper
	Serve at Least ½ oz. eq., which equals about...	Serve at Least 1 oz. eq., which equals about...	Serve at Least 2 oz. eq., which equals about...
Cracker, Graham (about 5" by 2 ½")**	1 cracker or 14 grams	2 crackers or 28 grams	4 crackers or 56 grams
Cracker, Round, Savory (about 1 ¾" across)**	4 crackers or 11 grams	7 crackers or 22 grams	14 crackers or 44 grams
Cracker, Saltine (about 2" by 2")**	4 crackers or 11 grams	8 crackers or 22 grams	16 crackers or 44 grams
Cracker, Thin Wheat, Square, Savory (about 1 ¼" by 1 ¼")**	6 crackers or 11 grams	12 crackers or 22 grams	23 crackers or 44 grams
Cracker, Woven Whole-Wheat, Square, Savory (about 1 ½" by 1 ½")**	3 crackers or 11 grams	5 crackers or 22 grams	10 crackers or 44 grams
Croissant at least 34 grams*	½ croissant or 17 grams	1 croissant or 34 grams	2 croissants or 68 grams
English Muffin (top and bottom) at least 56 grams*	¼ muffin or 14 grams	½ muffin or 28 grams	1 muffin or 56 grams
French Toast Stick at least 18 grams*	2 sticks or 35 grams	4 sticks or 69 grams	8 sticks or 138 grams
Grits	¼ cup cooked or 14 grams dry	½ cup cooked or 28 grams dry	1 cup cooked or 56 grams dry
Melba Toast (about 3 ½" by 1 ½")**	2 pieces or 11 grams	5 pieces or 22 grams	8 pieces or 44 grams
Muffin and Quick Bread (banana, etc.) at least 55 grams*	½ muffin/slice or 28 grams	1 muffin/slice or 55 grams	2 muffins/slices or 110 grams
Oatmeal	¼ cup cooked or 14 grams dry	½ cup cooked or 28 grams dry	1 cup cooked or 56 grams dry
Pancake at least 34 grams*	½ pancake or 17 grams	1 pancake or 34 grams	2 pancakes or 68 grams



*Check that the item you want to serve weighs this amount, or more. See "Using the Nutrition Facts Label" on page 5 for more information.

**Check that the item you want to serve is about this size or larger. See "Grains Measuring Tools" on page 6 for more information.

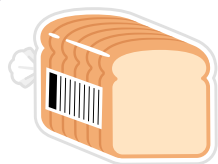
Grains Measuring Chart for the Child and Adult Care Food Program

 Grain Item and Size	Age Group and Meal		
	1- through 5-year-olds at Breakfast, Lunch, Supper, Snack	6- through 18-year-olds at Breakfast, Lunch, Supper, Snack Adults at Snack only	Adults at Breakfast, Lunch, Supper
	Serve at Least ½ oz. eq. , which equals about...	Serve at Least 1 oz. eq. , which equals about...	Serve at Least 2 oz. eq. , which equals about...
Pasta (whole grain-rich or enriched, all shapes)	¼ cup cooked or 14 grams dry	½ cup cooked or 28 grams dry	1 cup cooked or 56 grams dry
Pita Bread/Round (whole grain-rich or enriched) at least 56 grams*	¼ pita or 14 grams	½ pita or 28 grams	1 pita or 56 grams
Popcorn	1 ½ cups or 14 grams	3 cups or 28 grams	6 cups or 56 grams
Pretzel, Hard, Mini-Twist (about 1 ¼" by 1 ½")**	7 twists (~⅓ cup) or 11 grams	14 twists (~⅔ cup) or 22 grams	27 twists (~1 cup) or 44 grams
Pretzel, Hard, Thin Stick (about 2 ½" long)**	16 sticks or 11 grams	31 sticks or 22 grams	62 sticks or 44 grams
Pretzel, Soft at least 56 grams*	¼ pretzel or 14 grams	½ pretzel or 28 grams	1 pretzel or 56 grams
Rice (all types)	¼ cup cooked or 14 grams dry	½ cup cooked or 28 grams dry	1 cup cooked or 56 grams dry
Rice Cake at least 8 grams*	1 ½ cakes or 11 grams	3 cakes or 22 grams	5 ½ cakes or 44 grams
Rice Cake, Mini (about 1 ¾" across)**	7 cakes or 11 grams	13 cakes or 22 grams	25 cakes or 44 grams
Taco or Tostada Shell, Hard at least 14 grams*	1 shell or 14 grams	2 shells or 28 grams	4 shells or 56 grams
Tortilla, Soft, Corn (about 5 ½")**	¾ tortilla or 14 grams	1 ¼ tortillas or 28 grams	2 ½ tortillas or 56 grams
Tortilla, Soft, Flour (about 6")**	½ tortilla or 14 grams	1 tortilla or 28 grams	2 tortillas or 56 grams
Tortilla, Soft, Flour (about 8")**	¼ tortilla or 14 grams	½ tortilla or 28 grams	1 tortilla or 56 grams
Waffle at least 34 grams*	½ waffle or 17 grams	1 waffle or 34 grams	2 waffles or 68 grams



*Check that the item you want to serve weighs this amount, or more. See "Using the Nutrition Facts Label" on page 5 for more information.

**Check that the item you want to serve is about this size or larger. See "Grains Measuring Tools" on page 6 for more information.



Using the Nutrition Facts Label

Some items on the Grains Measuring Chart may have weights listed by the name of the item. Follow the steps below to see if your grain meets the minimum weight listed in the chart:

- Find the grain item and its minimum weight in the Grains Measuring Chart.

For example, the minimum weight for a pancake is at least 34 grams.

Grain Item and Size	Age Group and Meal		
	1- through 5-year-olds at Breakfast, Lunch, Supper, Snack	6- through 18-year-olds at Breakfast, Lunch, Supper, Snack Adults at Snack only	Adults at Breakfast, Lunch, Supper
	Serve at Least ½ oz. eq., which equals about...	Serve at Least 1 oz. eq., which equals about...	Serve at Least 2 oz. eq., which equals about...
Pancake at least 34 grams*	½ pancake or 17 grams	1 pancake or 34 grams	2 pancakes or 68 grams

- Look at the Nutrition Facts label of the grain you wish to serve. Find the weight of the serving size (usually provided as grams (g)). One serving of Brand P pancakes weighs 117 grams.

- Using the Nutrition Facts label, find how many items are in one serving. There are three pancakes in one serving of Brand P pancakes.

- If there is more than one of an item in a serving, you will need to divide to find the weight of each item. For example, the serving size of Brand P pancakes is three pancakes.

Divide the serving weight by the number of items in one serving to find the weight of each item.

Brand P Pancakes

Nutrition Facts

4 servings per container
Serving size **3 Pancakes** **117g**

Amount per serving	
Calories	280
% Daily Value*	
Total Fat 9g	12%
Saturated Fat 1.5g	8%
Trans Fat 0g	

$$\begin{array}{ccccc} 117 \text{ grams} & \div & 3 \text{ pancakes} & = & 39 \text{ grams per pancake} \\ \text{Serving Weight} & & \text{Serving Size} & & \text{Weight of Each Item} \end{array}$$

Compare the weight of one item to the minimum weight listed in the Grains Measuring Chart (from Step 1). Is your item the same weight as, or heavier than, the minimum weight?



Yes: Use the Grains Measuring Chart to see how much of your grain to serve to meet CACFP meal pattern requirements. In the example above, pancakes must weigh at least 34 grams in order to use the Grains Measuring Chart. Because each Brand P pancake weighs 39 grams, you may use the chart as a guide to the minimum serving amount.



No: Use another method to determine how much of a grain item to serve. See “What If My Grain Is Different?” on page 6 for more information.



Are There Other Menu Planning Considerations?

If you serve an item that is larger, or weighs more, than what's listed on the Grains Measuring Chart, then you might serve more grains than required by the CACFP meal pattern. The Grains Measuring Chart can help make serving enough grains easier. However, the tools described under "What If My Grain Is Different?" can also help you determine how much of an item to serve to meet the meal pattern without serving more than what is needed.

What If My Grain Is Different?

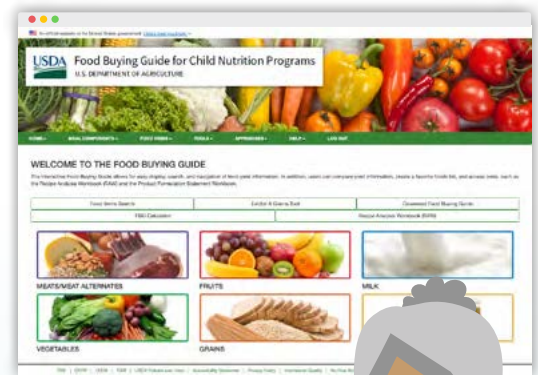
Is the grain item you want to serve:

- Smaller than the item listed on the Grains Measuring Chart?
- Lighter in weight than the item listed on the Grains Measuring Chart?
- Not listed on the Grains Measuring Chart?

If so, you will need to use another way to tell how much to serve in order to meet CACFP meal pattern requirements. You could:

- Enter information from the Nutrition Facts label into the *Food Buying Guide for Child Nutrition Program's (FBG) Exhibit A Grains Tool*.^{*} This tool will let you know how many ounce equivalents of grains are in one serving of the item.
- Use the *FBG Recipe Analysis Workbook (RAW)*^{*} to determine the ounce equivalents per serving for standardized recipes.

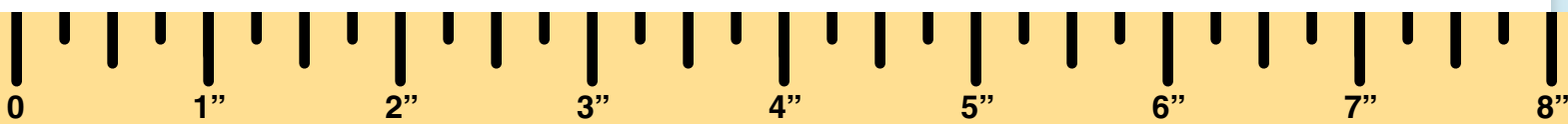
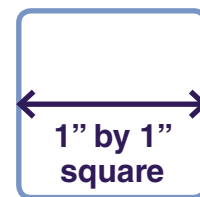
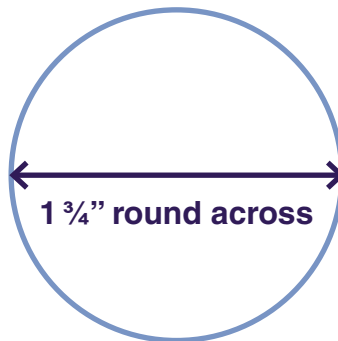
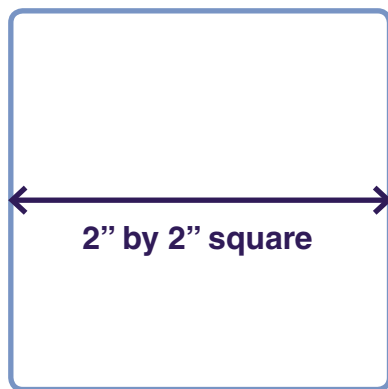
^{*}Available at <https://foodbuyingguide.fns.usda.gov>.



Grains Measuring Tools

Compare your food to the guides below to see if it is the same size or larger than the item listed on the Grains Measuring Chart.


Guides appear as actual size when this worksheet is printed at 100% on standard 8 1/2" by 11" paper.



Choose Yogurts That Are Lower in Added Sugars

As of October 1, 2017, yogurt served in the Child and Adult Care Food Program (CACFP) must not have more than 23 grams of sugar per 6 ounces.

There are many types of yogurt that meet this requirement. It is easy to find them by using the Nutrition Facts label and following the steps below.



1

Use the Nutrition Facts Label to find the **Serving Size**, in ounces (oz) or grams (g), of the yogurt.

2

Find the **Sugars** line. Look at the number of grams (g) next to Sugars.

3

Use the serving size identified in Step 1 to find the serving size of your yogurt in the table below.

Serving Size* Ounces (oz)	Serving Size Grams (g) (Use when the serving size is not listed in ounces)	Sugars Grams (g)
If the serving size is:		Sugars must not be more than:
2.25 oz	64 g	9 g
3.5 oz	99 g	13 g
4 oz	113 g	15 g
5.3 oz	150 g	20 g
6 oz	170 g	23 g
8 oz	227 g	31 g

4

In the table, look at the number to the right of the serving size amount, under the “Sugars” column.

If your yogurt has that amount of sugar, or less, the yogurt meets the sugar requirement.

Nutrition Facts	
Serving Size 8 oz (227g)	
Servings about 4	
Amount Per Serving	
Calories 130	Calories from Fat 20
% Daily Value*	
Total Fat 2g	3%
Saturated Fat 1.5g	8%
Trans Fat 0g	
Cholesterol 10mg	3%
Potassium 400mg	1%
Sodium 160mg	7%
Total Carbohydrate 21g	7%
Dietary Fiber 4g	17%
Sugars 9g	
Protein 10g	
Vitamin A 6%	Vitamin C 4%
Calcium 35%	Iron 0%
Vitamin D 6%	

TIP: If the serving size says “one container,” check the front of the package to see how many ounces or grams are in the container.

Test Yourself:

Does the yogurt above meet the sugar requirement?
(Check your answer on the next page)

Serving Size: _____

Sugars : _____

☐ Yes ☐ No



*Serving sizes here refer to those commonly found for store-bought yogurts. Homemade yogurt is not creditable in the CACFP. For serving size requirements of yogurt in the CACFP, please visit <https://www.fns.usda.gov/cacfp/meals-and-snacks>.

More training, menu planning, and nutrition education materials for the CACFP can be found at <https://teamnutrition.usda.gov>.





Try It Out!

Use the “Sugar Limits in Yogurt” table below to help find yogurts you can serve at your site. Write down your favorite brands and other information in the “Yogurts To Serve in the CACFP” list. You can use this as a shopping list when buying yogurts to serve in your program.



Sugar Limits in Yogurt

Serving Size Ounces (oz)	Sugars Limit Grams (g) (Use when the serving size is not listed in ounces)	Sugars
If the serving size is:		Sugars must not be more than:
1 oz	28 g	4 g
1.25 oz	35 g	5 g
1.5 oz	43 g	6 g
1.75 oz	50 g	7 g
2 oz	57 g	8 g
2.25 oz	64 g	9 g
2.5 oz	71 g	10 g
2.75 oz	78 g	11 g
3 oz	85 g	11 g
3.25 oz	92 g	12 g
3.5 oz	99 g	13 g
3.75 oz	106 g	14 g
4 oz	113 g	15 g
4.25 oz	120 g	16 g
4.5 oz	128 g	17 g

Serving Size Ounces (oz)	Sugars Limit Grams (g) (Use when the serving size is not listed in ounces)	Sugars
If the serving size is:		Sugars must not be more than:
4.75 oz	135 g	18 g
5 oz	142 g	19 g
5.25 oz	149 g	20 g
5.3 oz	150 g	20 g
5.5 oz	156 g	21 g
5.75 oz	163 g	22 g
6 oz	170 g	23 g
6.25 oz	177 g	24 g
6.5 oz	184 g	25 g
6.75 oz	191 g	26 g
7 oz	198 g	27 g
7.25 oz	206 g	28 g
7.5 oz	213 g	29 g
7.75 oz	220 g	30 g
8 oz	227 g	31 g

Yogurts To Serve in the CACFP*

Yogurt Brand	Flavor	Serving Size (oz or g)	Sugars (g):
Yummy Yogurt	Vanilla	6 oz	13

*The amount of sugar in a yogurt might change. Even if you always buy the same brands and flavors of yogurt, be sure to check the serving size and amount of sugars on the Nutrition Facts label to make sure they match what you have written in the list above.

Answer to “Test Yourself” activity on page 1: This yogurt has 9 grams of sugar per 8 ounces (227 grams). The maximum amount of sugar allowed in 8 ounces of yogurt is 31 grams. 9 is less than 31, so this yogurt is creditable.



United States Department of Agriculture


Serve Tasty and Healthy Foods in the Child and Adult Care Food Program (CACFP)

Sample Meals for Children Ages 1-2

What is in a Breakfast?

Milk (4 fl. oz. or ½ cup)
Vegetables, Fruit, or Both (¼ cup)
Grains (½ serving)

Optional: Meat/meat alternates may be served in place of the entire grains component up to 3 times per week at breakfast.



Sample Breakfast


Grilled Cheese Sandwich

Made with
½ serving
Enriched Bread and
1 oz.
Cheese

⅛ cup
Broccoli

½ cup
1-year-olds:
Unflavored whole milk
2-year-olds:
Unflavored low-fat (1%)
or fat-free (skim) milk

⅛ cup
Blueberries



Sample Lunch/Supper

What is in a Lunch or Supper?


Milk (4 fl. oz. or ½ cup)
Meat/Meat Alternate (1 oz. eq.)
Vegetables (⅓ cup)
Fruit (⅓ cup)
Grains (½ serving)

All grains served must be whole grain-rich or enriched.
Breakfast cereals may also be fortified.
At least one grain served each day must be whole grain-rich.

What is in a Snack?

Pick 2:
Milk (4 fl. oz. or ½ cup)
Meat/Meat Alternate (½ oz. eq.)
Vegetables (½ cup)
Fruit (½ cup)
Grains (½ serving)

Offer and make water available all day.



Sample Snack

Note: Serving sizes are minimums.

Updated USDA Child and Adult Care Food Program (CACFP) meal patterns must be implemented by October 1, 2017. Learn more about the CACFP meal patterns, including information on ounce equivalents (oz. eq.) and serving sizes at <https://teamnutrition.usda.gov>.



Food and Nutrition Service
FNS-667
August 2017
USDA is an equal opportunity
provider, employer, and lender.



Serve Tasty and Healthy Foods in the Child and Adult Care Food Program (CACFP)

Sample Meals for Children Ages 3-5



What is in a Breakfast?

Milk (6 fl. oz. or $\frac{3}{4}$ cup)
Vegetables, Fruit, or Both ($\frac{1}{2}$ cup)
Grains ($\frac{1}{2}$ serving)

Optional: Meat/meat alternates may be served in place of the entire grains component up to 3 times per week at breakfast.

$\frac{1}{2}$ serving
Whole Grain-Rich
Mini Pancakes



$\frac{3}{4}$ cup
Unflavored
Low-Fat (1%)
or Fat-Free
(Skim) Milk

$\frac{1}{2}$ cup
Sliced
Strawberries

Sample Breakfast

$\frac{3}{4}$ cup
Unflavored Low-Fat (1%)
or Fat-Free (Skim) milk



1 Taco
Made with
 $1\frac{1}{2}$ oz.
Lean Ground Beef,
 $\frac{1}{4}$ cup
Lettuce*, and
 $\frac{1}{8}$ cup
Chopped Tomatoes

$\frac{1}{2}$ serving
Enriched Flour Tortilla



$\frac{1}{4}$ cup
Roasted Sweet
Potatoes

Sample Lunch/Supper

A second, different vegetable may be served in place of fruit at lunch and supper. In this meal, the $\frac{1}{4}$ cup of lettuce and $\frac{1}{8}$ cup of tomatoes in the taco meets the vegetable component, and the $\frac{1}{4}$ cup of sweet potatoes is used to meet the fruit component.

*Raw leafy greens, such as lettuce, credit for half the amount served. The $\frac{1}{4}$ cup of lettuce in the taco counts as $\frac{1}{8}$ cup of vegetables in this meal.

What is in a Lunch or Supper?

Milk (6 fl. oz. or $\frac{3}{4}$ cup)
Meat/Meat Alternate ($1\frac{1}{2}$ oz. eq.)
Vegetables ($\frac{1}{4}$ cup)
Fruit ($\frac{1}{4}$ cup)
Grains ($\frac{1}{2}$ serving)




All grains served must be whole grain-rich or enriched.
Breakfast cereals may also be fortified.
At least one grain served each day must be whole grain-rich.

What is in a Snack?

Pick 2:
Milk (4 fl. oz. or $\frac{1}{2}$ cup)
Meat/Meat Alternate ($\frac{1}{2}$ oz. eq.)
Vegetables ($\frac{1}{2}$ cup)
Fruit ($\frac{1}{2}$ cup)
Grains ($\frac{1}{2}$ serving)



$\frac{1}{2}$ cup
Apple Slices



$\frac{1}{2}$ oz.
Cheddar Cheese

Sample Snack

Offer and make water available all day.



Note: Serving sizes are minimums.

Updated USDA Child and Adult Care Food Program (CACFP) meal patterns must be implemented by October 1, 2017. Learn more about the CACFP meal patterns, including information on ounce equivalents (oz. eq.) and serving sizes at <https://teamnutrition.usda.gov>.



Food and Nutrition Service
FNS-668
August 2017
USDA is an equal opportunity
provider, employer, and lender.



Serve Tasty and Healthy Foods in the Child and Adult Care Food Program (CACFP)

Sample Meals for Children Ages 6-12 and 13-18



What is in a Breakfast?

Milk (8 fl. oz. or 1 cup)
Vegetables, Fruit, or Both (½ cup)
Grains (1 serving)

Optional: Meat/meat alternates may be served in place of the entire grains component up to 3 times per week at breakfast.

1 Banana

1 cup
Low-Fat (1%)
or Fat-Free (Skim) Milk
(Unflavored or Flavored)



1 serving

Whole Grain-Rich Cereal
Breakfast cereals must contain no more than 6 grams of sugar per dry ounce.

Sample Breakfast



1 cup
Low-Fat (1%)
or Fat-Free (Skim) Milk
(Unflavored or Flavored)



¼ cup
Watermelon
Chunks



½ cup
Brown Rice

Chicken Stir-Fry

Made with
2 oz.

Chicken Breast and

½ cup

Mixed Vegetables

Sample Lunch/Supper

What is in a Lunch or Supper?

Milk (8 fl. oz. or 1 cup)
Meat/Meat Alternate (2 oz. eq.)
Vegetables (½ cup)
Fruit (¼ cup)
Grains (1 serving)



All grains served must be whole grain-rich or enriched.

Breakfast cereals may also be fortified.

At least one grain served each day must be whole grain-rich.



Offer and make water
available all day.



What is in a Snack?

Pick 2:
Milk (8 fl. oz. or 1 cup)
Meat/Meat Alternate (1 oz. eq.)
Vegetables (¾ cup)
Fruit (¾ cup)
Grains (1 serving)

1 serving
Crackers



¾ cup
Mandarin
Oranges



Sample Snack

Note: Serving sizes are minimums.

Flavored low-fat (1%) milk is allowed for children ages 6 and older and adults in the CACFP from July 1, 2018, until June 30, 2019, and is subject for updates pending *Final Rule for Child Nutrition Programs: Flexibilities for Milk, Whole Grains, and Sodium Requirements*. Learn more about the CACFP meal patterns, including information on ounce equivalents (oz. eq.) and serving sizes at <https://teamnutrition.usda.gov>.



Food and Nutrition Service
FNS-669
Slightly Revised June 2018
USDA is an equal opportunity
provider, employer, and lender.